






ASPHALT
(SILVER BASE)




COSMOS
(SILVER BASE)



GRAVEL
(DOVE GRAY BASE)



BUCKSKIN
(ANTIQUÉ WHITE BASE)



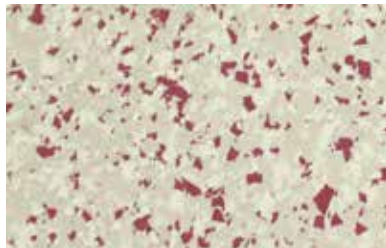
CHIMNEY
(WHITE BASE)




NEVADA
(DOVE GRAY BASE)



PRARIE
(ANTIQUÉ WHITE BASE)




SIERRA
(ANTIQUÉ WHITE BASE)




SMOKE
(DOVE GRAY BASE)



DURANGO
(ANTIQUÉ WHITE BASE)



SAVANNAH
(WHITE BASE)



WRANGLER
(DOVE GRAY BASE)

NOTE: COLOR SAMPLES ON THIS CHART REPRESENT THE COLOR OF THE FLAKE AND PIGMENTED BASE COLOR AS CLOSELY AS POSSIBLE. SUGGESTED PIGMENTED EPOXY BASES CAN BE EITHER DURA-KOTE PIGMENTED WATER BASED EPOXY OR DURA-KOTE PIGMENTED EPOXY 100. CHANGING THE BASE COLOR CAN BE DONE, WHEN THIS OPTION IS CHOSEN, CREATE A SAMPLE FOR ACCURATE APPROVAL OF FINISHED FLOOR DESIGN. THE EXACT HIGH INTENSITY LOOK OF THIS COLOR CHART IS BROADCASTING THE DURA-KOTE FLAKE AT 1 LB PER 5-7 SQUARE FEET (FULL COVERAGE TO REJECTION). LIGHTER LOADS CREATE APPEALING LOOKS NOT SHOWN ON THIS DIGITAL COLOR CHART. FINAL COLOR DESIGN CAN HAVE VARIATIONS DUE TO METHODS OF APPLICATION BY APPLICATOR. SURECRETE RECOMMENDS MAKING FINAL SELECTION FROM JOB SPECIFIC SAMPLES MADE IN THE FIELD.