










			
CORONADO 100	CORONADO 200	CORONADO 300	CORONADO 400
			
MONTEZUMA 100	MONTEZUMA 200	MONTEZUMA 300	MONTEZUMA 400
			
CABRILLO 100	CABRILLO 200	CABRILLO 300	CABRILLO 400
			
SONORAN 100	SONORAN 200	SONORAN 300	SONORAN 400
			
MUIR WOODS 100	MUIR WOODS 200	MUIR WOODS 300	MUIR WOODS 400
			
RUSHMORE 100	RUSHMORE 200	RUSHMORE 300	RUSHMORE 400
			
GATEWAY 100	GATEWAY 200	GATEWAY 300	GATEWAY 400
			
LIBERTY BELL 100	LIBERTY BELL 200	LIBERTY BELL 300	LIBERTY BELL 400
			
CHIMNEY ROCK 100	CHIMNEY ROCK 200	CHIMNEY ROCK 300	CHIMNEY ROCK 400
			
MOJAVE 100	MOJAVE 200	MOJAVE 300	MOJAVE 400
			
ADMIRALITY 100	ADMIRALITY 200	ADMIRALITY 300	ADMIRALITY 400

NOTE: COLORS SHOWN REPRESENT FORMULATION UTILIZING MEDIUM GRAY CEMENT AND VARIATIONS CAN BE EXPECTED DUE TO DIFFERENCES IN THE CEMENT, AGGREGATES AND METHODS OF APPLICATION USED. JOBSITE SAMPLES SHOULD ALSO BE CONDUCTED IN ORDER TO BEST COLOR MATCHING.